



AUGUST 2025

PRE-SEASON BRIEFING YOUTH & JUNIORS



AGENDA

1. Welcome
 - Acknowledgement of Country
 - General Opening Comments
2. Introduction of the Youth & Junior Development Committee
3. 2025-26 Season Calendar
4. 2025-26 Information Links
5. Junior & Youth Awards of Excellence
6. Youth End of Season (EoS) Social Event
7. Junior Development Pre-season Information (SLSNSW Junior Activities)
8. General Business and Q&A



YOUTH & JUNIOR DEVELOPMENT COMMITTEE

David Love	Director, Youth & Junior Development
Sandra Marshall	Assistant/Deputy Director YJD
Daniel Morrisey	Youth Manager
Will McLean	Youth Lifesaving Manager
Scarlett Levy	Youth Education Manager
Natasha Hargreaves	Youth Surf Sports Manager
Sienna Scott	Youth Member Services Manager
Katrina Benhayon	Junior Manager
Ffyon McCabe	Junior Education Manager
Tori Wright	Junior Education Coordinator Waverley
Bela Nimrich	Junior Education Coordinator Randwick
Ruby Kelly	Junior Education Coordinator Sutherland
Vacant	Junior Education Coordinator RNP
George Benhayon	Junior Surf Sports Manager
Micah Esra	Junior Surf Sports Coordinator Waverley
Jack Sutherland	Junior Surf Sports Coordinator Randwick
Amelie Sanchez	Junior Surf Sports Coordinator Sutherland
Vacant	Junior Surf Sports Coordinator RNP



2025-26 SEASON CALENDAR

DEVELOPMENT CAMPS

- U13 Development Camp: Fri 28 - Sun 30 November 2025 @ Youthworks Deer Park
- U11 Development Camp: Fri 30 Jan – Sun 1 February 2026 @ Youthworks Deer Park
- Youth Development Camp: Fri 5 – Sun 7 December 2025 @ Garie SLSC

Camp Fees: \$315.00 +GST per person to be invoiced to clubs

JUNIOR LIFESAVER OF THE YEAR

JLOTY Nominations (one U14 male and one U14 female per club): mid-November 2025

JLOTY Interviews: mid-January 2026

JLOTY Presentation at the Branch Age Championships: Saturday 7 February 2026

JLOTY State Camp: April 2026 (Branch winners attend)



2025-26 SEASON CALENDAR

YOUTH END OF SEASON SOCIAL EVENT

Early/mid-April (after the Aussies) Alexandria-Erskineville Bowling Club

For SRC graduates or higher awarded patrolling youth members aged 13 to 18

BBQ Lunch & Refreshments

Barefoot Bowling with Novelty Prizes



2025-26 Season Information Links

Clicking on the following links will take you directly to the relevant information source:

- [SLSNSW Pre-Season Information Pack](#)
- [2025/26 Junior Activity Handbook](#)
- [Junior Activity Information on the website](#)



AWARDS OF EXCELLENCE

Awards Categories

- Junior Development **Athlete of the Year Females** (Under 9,10,11,12,13 & 14)
- Junior Development **Athlete of the Year Males** (Under 9,10,11,12,13 & 14)
- Junior Development **Lifesaver of the Year Females** (Under 9,10,11,12,13 & 14*)
- Junior Development **Lifesaver of the Year Males** (Under 9,10,11,12,13 & 14*)
- Athlete of the Year Under 15
- Surf Lifesaver of the year Under 15
- Junior Development Team of the Year
- Junior Development Age Manager of the Year
- Betty's Burgers Youth Surf Lifesaver of the Year #
- Youth Athlete of the Year #
- Youth Volunteer of the Year #

Awards Ceremonies

Ritz Cinema, Randwick (Date and Time TBC)

* Under 14 Junior Lifesaver of the Year (JLotY) presented at the Branch Age Championships (Sunday 8 February 2026)

Youth Awards presented at Senior Event (Location, Date and Time TBC)



Junior Activities 2025 – 2026 Updates



SURF LIFE SAVING
NEW SOUTH WALES

Overview

This PPT contains information on the following items:

- Junior Activity Resources & Updates
- Age Manager Training & Awards
- Skills Evaluations & Junior Awards
- Parent Engagement & Education Dates
- Surf Risk Rating & App
- Special Event Applications & Nipper App
- Come & Try
- Junior Search & Rescue
- Branch-Specific Info

Junior Activity Handbook 2025/26 Season

- All information and resources have been moved into Manula which is an online handbook
- Key changes will be outlined at the front, and all other information relating to Junior Activities will be available in this searchable document.
- New information here includes communication platforms, special events and risk management, Nipper Safety Assistant roles



The screenshot shows the 'Junior Activities' page in Manula. The header includes the Surf Life Saving New South Wales logo and a search bar. The main content area is titled 'ADMINISTRATION' and features a 'Major Changes for 2025/26 season' link. Below this is a welcome message and a detailed paragraph explaining the handbook's purpose. A second 'Major Changes for 2025/26 season' link is located below the text. A 'Feedback' section includes a 'Was this helpful?' poll with 'Yes' and 'No' buttons, and a 'Post your comment on this topic.' link. The footer contains the copyright notice: '© Copyright Surf Life Saving NSW. All rights reserved.'

ADMINISTRATION

[Major Changes for 2025/26 season](#)

Welcome to our newly combined and comprehensive handbook for junior activities!

This handbook has been updated to consolidate all junior activities information into a one-stop shop for all junior activities information based on valuable feedback from the Junior Activity Working Group. By consolidating all relevant information into one easily accessible resource (complete with an index) our aim is to provide a convenient and efficient reference for Junior Activity Chairs, Age Managers and Clubs. Updated for the 2025-26 season, we hope this handbook contributes to a fun, safe, and enjoyable experience for the 30,000 nippers and their families across NSW.

[Major Changes for 2025/26 season](#)

Feedback

Was this helpful?

[Post your comment on this topic.](#)

© Copyright Surf Life Saving NSW. All rights reserved.

Junior Activity Website 2025/26 Season



The new website has been streamlined, with content organised into three sections:

1. **Chairperson & Age Managers** – Season calendar, training dates, and registration links
2. **Junior Resource Hub** – Nipper Games videos/manual, JDR and Age Managers, and resources for Come & Try and Search and Rescue
3. **Nipper Parent Information** – editable engagement flyers and draft communications for clubs

Major Updates for 2025-26

Major updates in Junior Activities this season include:

- The SLSA **Age Manager Course has a refreshed look** and improved content (*no requirement for existing Age Managers to complete this course*)
- **Proof of age (e.g. birth certificates) is no longer required for new members joining Nippers**
- A Nipper Safety Assistant (NSA) Award has been created to assist Clubs with additional resources for Water Safety during Nippers.
- **Sub membership-categories now include two additional categories:
Nipper Parent and Inclusive / Adaptive Program Participant**

Please refer to the [SLSNSW Junior Activity Handbook](#) for more information.

Nipper Safety Assistant Award

A new Nipper Safety Assistant (NSA) Award has been created nationally to assist clubs with additional resources for water safety during Nippers. NSAs can support water safety personnel during Nipper activities when it has been deemed suitable by the Water Safety Supervisor and when:

1. Conditions are confirmed as low risk conditions with an assessment completed in the Surf Risk Rating (SRR) tool.
2. The age group is U8 or below.
3. Activities are shallow water only.
4. NSAs do not make up more than 50% of the water safety team for the Nipper activity.

The award is available for members aged 13+ and requires completion of a 50m swim, 2-minutes of treading water, signals and rescue tube orientation and practice in its usage.

Please refer to the [SLSNSW Junior Activity Information Handbook](#) for more information.

Junior Activity Training 2025/26

Introductory JAC Training

- Tue 9 Sept, 7-8pm
- Mandatory for new JACs (welcoming to returning)
- Overview of JAC role, Junior Activity Handbook & month-by-month guide
- [Registration link here](#)

Pre-Season JAC Training

- Tue 23 Sept, 7-8pm
- For new & returning JACs + teams
- Updated resources, key season changes, Q&A
- [Registration link here](#)

Virtual Age Manager Course

- Wed 15 Oct, 7-8.30pm
- Covers roles, communication, planning, safety
- [Registration link here](#)

Mid-Season Check-In

- Mon 8 Dec, 7-8pm
- Reflect on season, share tips & strategies
- Nipper engagement, parent involvement, membership
- [Registration link here](#)



SLSA Age Manager Award

- There is an online course for Age Managers
- Can be viewed as a group at a pre-season meeting and a bulk proficiency processed
- Your Age Manager award will be updated in SurfGuard once this is complete
- An important component of the course is the **practical session** on the beach which is organised by Club JAC's.
- Age Managers no longer need to complete assessment paperwork
- The Age Manager : Nipper ratio in NSW is 1:20 for on land activities



SLS - Age Managers

Surf Life Saving

The SLSA Age Manager course has been developed to assist members aged 16 years and over in gaining...

Age Managers Course

New Age Managers **MUST** complete:

- Child Safe Awareness training
- Online Theory Course – *Face to Face or Online*

Returning Age Managers must complete

- Age Manager Proficiency Video (*2025/26 Update*)

Age Managers who have not been active for 5 years or more will need to complete the full course

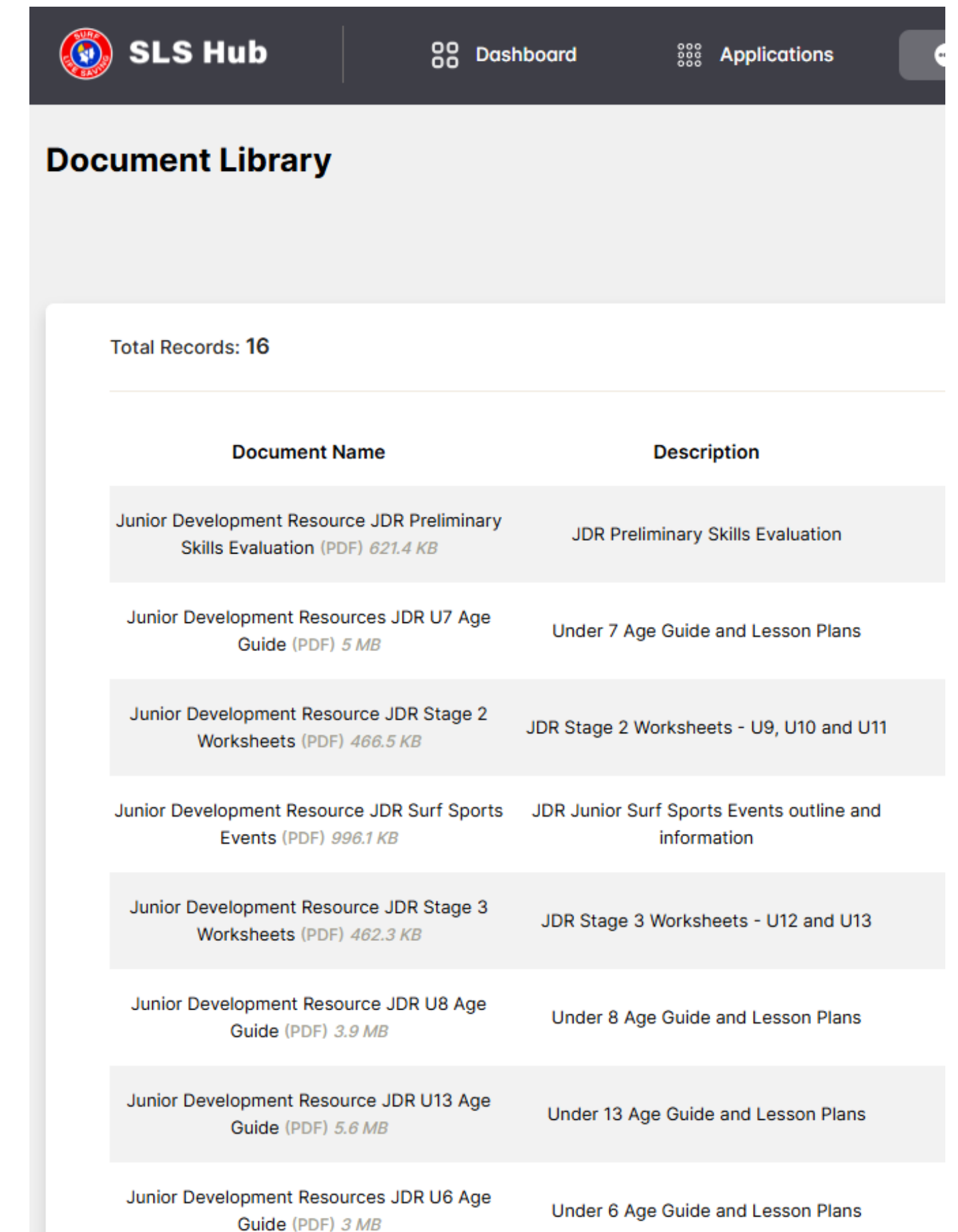
This is outlined in the [Junior Activity Handbook](#)

Junior Development Resource Kit

The national Junior Development Program includes lessons and resources that are tailored to each different age group. The program covers a diverse range of skills and is based on participatory evaluation.

The program provides a pathway of learning towards the Surf Rescue Certificate and creating future lifesavers.

Available on the SLSNSW Website / SLS Hub. Supported by 'Age Groups, Preliminary and Competitions Factsheet'.



The screenshot shows the SLS Hub Document Library interface. At the top, there is a navigation bar with the SLS Hub logo, a Dashboard icon, and an Applications icon. Below the navigation bar, the page title is "Document Library". Underneath, it states "Total Records: 16". A table lists the documents with columns for "Document Name" and "Description".

Document Name	Description
Junior Development Resource JDR Preliminary Skills Evaluation (PDF) 621.4 KB	JDR Preliminary Skills Evaluation
Junior Development Resources JDR U7 Age Guide (PDF) 5 MB	Under 7 Age Guide and Lesson Plans
Junior Development Resource JDR Stage 2 Worksheets (PDF) 466.5 KB	JDR Stage 2 Worksheets - U9, U10 and U11
Junior Development Resource JDR Surf Sports Events (PDF) 996.1 KB	JDR Junior Surf Sports Events outline and information
Junior Development Resource JDR Stage 3 Worksheets (PDF) 462.3 KB	JDR Stage 3 Worksheets - U12 and U13
Junior Development Resource JDR U8 Age Guide (PDF) 3.9 MB	Under 8 Age Guide and Lesson Plans
Junior Development Resource JDR U13 Age Guide (PDF) 5.6 MB	Under 13 Age Guide and Lesson Plans
Junior Development Resources JDR U6 Age Guide (PDF) 3 MB	Under 6 Age Guide and Lesson Plans

Age Guides

The Age Guides are updated to reflect the most up to date teaching techniques, rules and relevance and lesson plans have been redesigned to ensure ease of use and interaction. They includes lessons and resources that are tailored to each different age group.


The program covers a diverse range of skills from body surfing to catching waves on a board to First Aid, CPR and the surf environment.



Preliminary Skills Evaluation

The Junior Preliminary Skills reflect industry standard research in aquatic skills, including greater focus on foundation skills in the water which assist in making rescue ready lifesavers.

In instances where evaluations cannot be completed by a Surf Life Saving member and to increase flexibility for clubs, a qualified and accredited swim coach can complete the evaluation by providing their ASTCA number and details.



PRELIMINARY SKILLS EVALUATION

STAGE ONE: UNDER 6, UNDER 7, UNDER 8

Aquatic Play and Fundamental Aquatic Skills (FAS)
Minimum depth of safe aquatic environment – 1 metre

MINIMUM AQUATIC SKILL	U6	U7	U8
Flotation	Back or front float for minimum 5 seconds, recover to stand.		
Submersion	Submerge to retrieve object from bottom of water with hands (e.g. dive ring).		
Propulsion	Push and glide from wall (distance 1-2 metres) recover to stand.	Push and glide from wall, kick (distance 2-3 metres) recover to stand.	Swim on front any stroke (distance 20 metres) followed by swim underwater (distance 2-3 metres).

STAGE TWO: UNDER 9, UNDER 10, UNDER 11

Applied aquatic skills
Minimum depth of safe aquatic environment – 1.5 metres

MINIMUM AQUATIC SKILL	U9	U10	U11
Flotation	Front to back float or back to front float – 5 seconds each side. Tread water and/or sculling for minimum 1 minute.		Front to back float or back to front float – 5 seconds each side. Tread water and/or sculling for minimum 2 minutes.
Submersion	Submerge to retrieve object from bottom of water with hands (e.g. dive ring).		Submerge to perform forward or backward roll/somersault underwater, recover to surface, retrieve object from bottom of water with hands (e.g. dive ring).
Propulsion	Survival stroke(s) breaststroke and/or sidestroke and/or back sculling for minimum 50 metres.	Swim on front through water any stroke for 25 metres followed by survival stroke(s) breaststroke and/or sidestroke and/or back sculling for minimum 50 metres.	Swim on front through water any stroke for 50 metres followed by survival stroke(s) breaststroke and/or sidestroke and/or back sculling for minimum 50 metres.

Junior Age Awards

It is recommended that nippers who complete 50% of nipper sessions (recorded in nipper attendance sheets or via the app) are eligible for the award and included in the award assessment request.

Award processing is done via a New Assessment Request in SurfGuard for each Award. Clubs must check that children are entered into the correct Award Assessment Request for their age group, and this may require clubs to check dates of birth.

More information on award processing is in the [Junior Activity Handbook](#)

Age Group	Age as of 30 September [†] 2025	DOB Date range	Award Name
U6	5	1/10/2019–30/09/2020	Surf Play One - U6
U7	6	1/10/2018–30/09/2019	Surf Play Two - U7
U8	7	1/10/2017–30/09/2018	Surf Aware One – U8
U9	8	1/10/2016–30/09/2017	Surf Aware Two – U9
U10	9	1/10/2015–30/09/2016	Surf Safe One - U10
U11	10	1/10/2014–30/09/2015	Surf Safe Two - U11
U12	11	1/10/2013–30/09/2014	Surf Smart One - U12
U13	12	1/10/2012 – 30/09/2013	Surf Smart Two - U13
U14	13	1/10/2011 – 30/09/2012	Surf Rescue Certificate

Junior Certificate Format



In recent seasons Clubs have advised SLSNSW of their preferred certificate format; if you wish to check or change your preference for PDF emails/hard copy Nipper certificates for the 2025/26 season please email education@surflifesaving.com.au **before** submitting any awards for processing.

Clubs making use of the Nipper App also need to advise if they wish for the club or SLSNSW to be responsible for certificate generation **before** submitting any awards for processing.

Option 1: Hard copy posted to the club by SLSNSW

Option 2: PDF email direct to the member by SLSNSW

Additional options available **only via the Nipper App** when your club has selected to self-distribute

Option 3: PDF download for printing by the club

Option 4: PDF email direct to member by the club

Junior Education Awards Dates

- Junior Surf Sport competitors (U/8-U/13) are **no longer required** to have the relevant Age Award prior to 31 December to compete in Championship events.
- **The Age Awards remain** a key educational component of Junior Activities and this change enables clubs to deliver surf education to members throughout the season.
- U/14 members are still required to obtain their SRC for championship events as per the Surf Sports Manual.
- To streamline administrative processes and ease pressure on clubs, SLSNSW has extended the cutoff date for Age Award Processing.



Date Received by SLSNSW for Allocation / Processing	Date Awards will be distributed
5th January 2026	Late January/early February
2nd February 2026	Mid-February
2nd March 2026	Mid-March
30th March 2026	Mid-April
30th April 2026	Mid-May

Nipper Parent Engagement

NEW Nipper Parent Engagement Tools

Welcoming and engaging parents is a huge part of a successful season, and the SLSNSW Junior Activity Working Group has created a number of resources to support clubs in this space. Updated resources include:

- A Nipper Parent promo flyer you can hand out or share online
- A “How to Guide” for parent involvement that can be used by clubs
- Draft parent engagement letters to personalise for your club
- Links to SLSQ Nipper Games videos and the Games Manual to add variety and fun to your beach program


These are all designed to help you build strong parent engagement and support from day one.

Surf Risk Rating

Ensure that the Surf Risk Rating App is completed by the appropriate personnel, i.e. Water Safety Supervisor or similar before any Nippers session is conducted on the beach. Remember that it should be used prior to any other out-of-regular 'Nipper time' training sessions eg coaching.

A Surf Risk Rating:

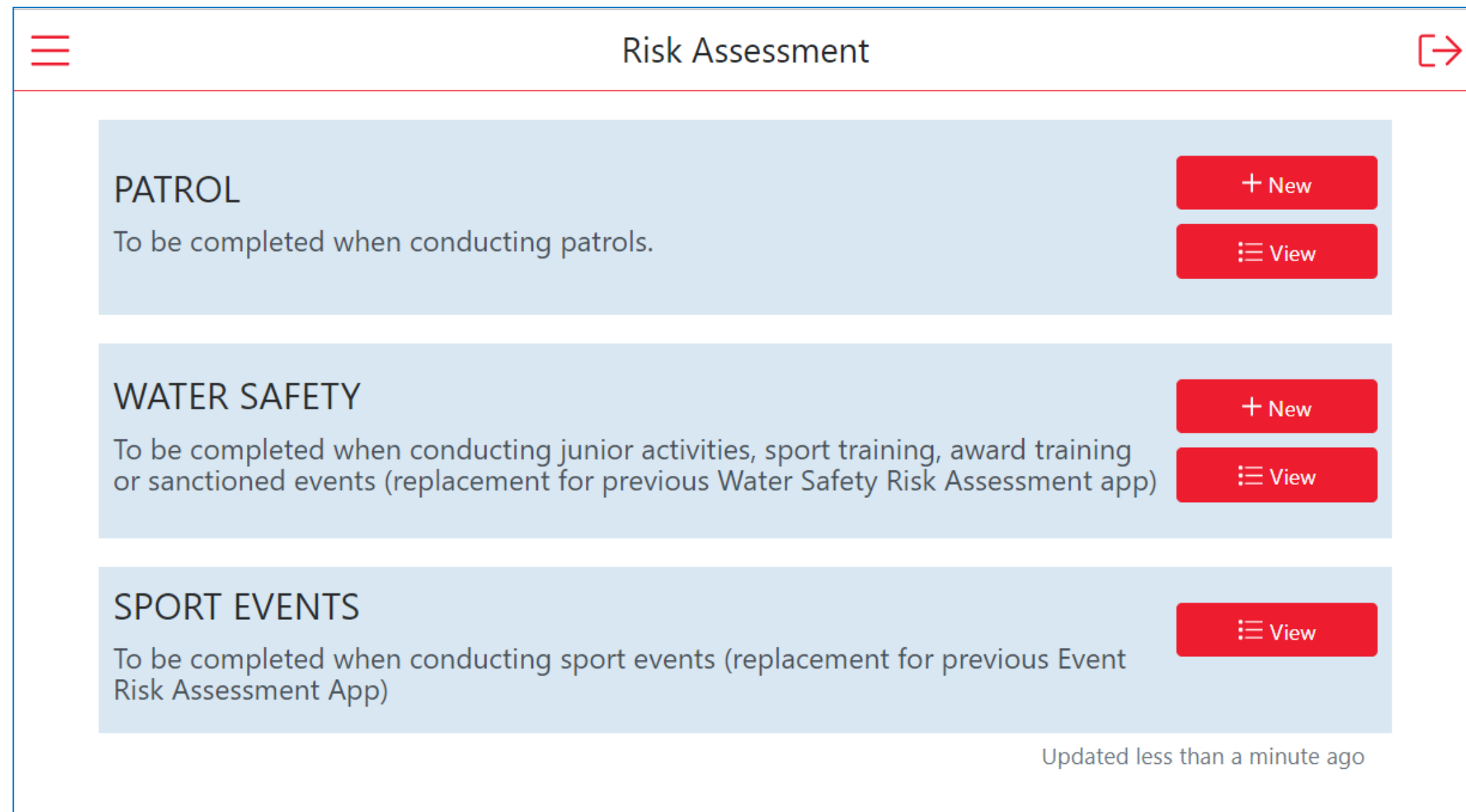
- Is a reflection of the most hazardous observations of the surf characteristics
- Is measured over a given time period (approx. 20 – 30 minutes)
- Is measured ON the beach



The screenshot shows the login interface for the 'Operations App'. At the top center is the Surf Life Saving logo, which features a circular emblem with a yellow and red lifebuoy and the text 'SURF LIFE SAVING'. Below the logo, the title 'Operations App' is displayed. The login form consists of two input fields: 'Username' and 'Password'. A prominent red button labeled 'Log in' is positioned below the password field. At the bottom of the form, there is a link for 'Forgot password?'. The entire interface is set against a dark blue background.

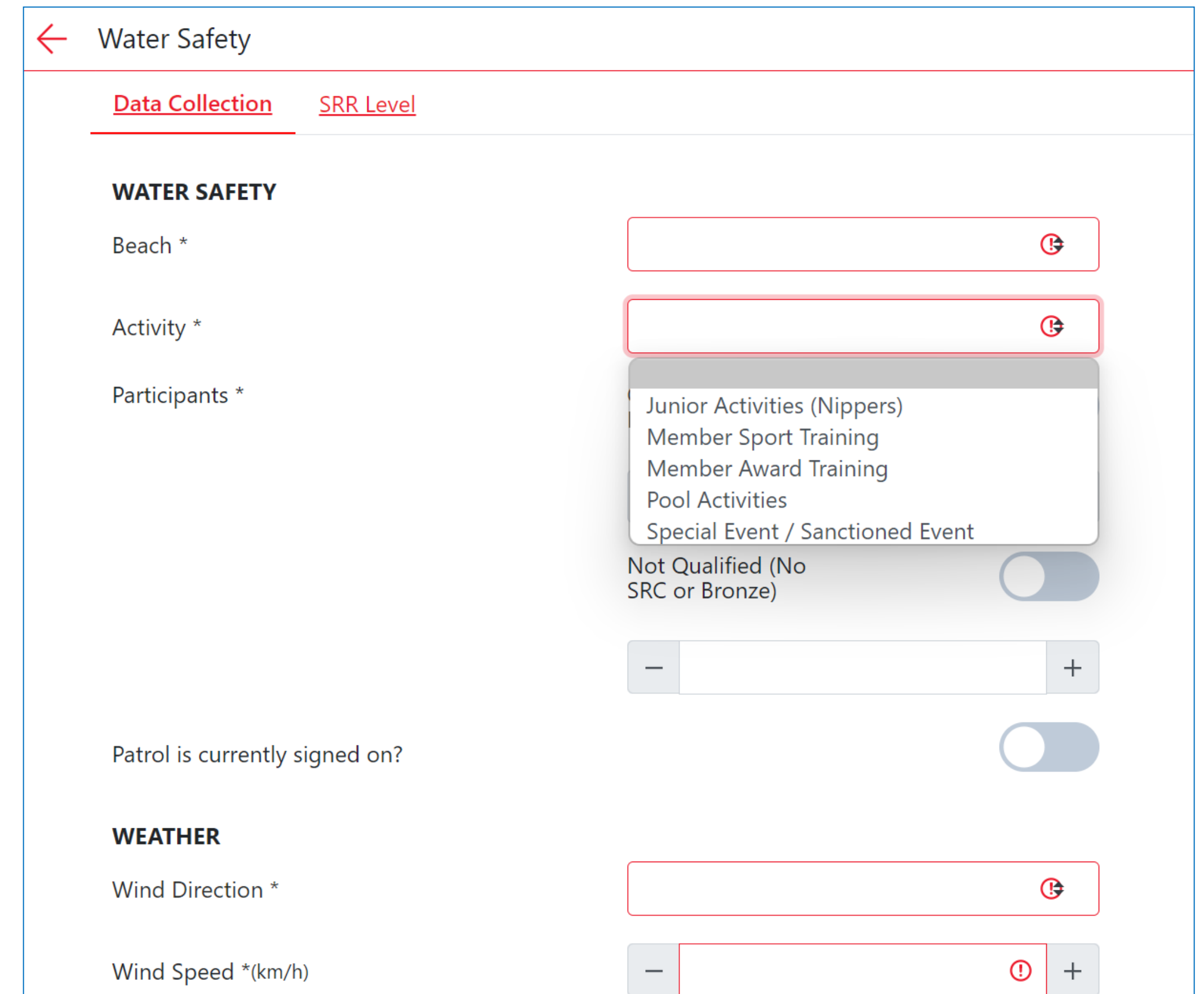
Surf Risk Rating App

Updates have been made to specifically address water safety Junior Activities as a drop-down menu



The screenshot shows the 'Risk Assessment' app interface. At the top, there is a hamburger menu icon on the left and a home icon on the right. The title 'Risk Assessment' is centered. Below the title, there are three main sections, each with a description and two buttons: '+ New' and 'View'. The first section is 'PATROL' with the description 'To be completed when conducting patrols.' The second section is 'WATER SAFETY' with the description 'To be completed when conducting junior activities, sport training, award training or sanctioned events (replacement for previous Water Safety Risk Assessment app)'. The third section is 'SPORT EVENTS' with the description 'To be completed when conducting sport events (replacement for previous Event Risk Assessment App)'. At the bottom right, it says 'Updated less than a minute ago'.

The Surf Risk Rating App User Guide can be found [here](#).



The screenshot shows the 'Water Safety' app form. At the top, there is a back arrow and the title 'Water Safety'. Below the title, there are two tabs: 'Data Collection' (selected) and 'SRR Level'. The form is titled 'WATER SAFETY' and contains several fields and controls: 'Beach *' (text input), 'Activity *' (text input), 'Participants *' (dropdown menu with options: 'Junior Activities (Nippers)', 'Member Sport Training', 'Member Award Training', 'Pool Activities', 'Special Event / Sanctioned Event'), 'Not Qualified (No SRC or Bronze)' (toggle switch), a range selector with '-' and '+' buttons, 'Patrol is currently signed on?' (toggle switch), 'WEATHER' section, 'Wind Direction *' (text input), and 'Wind Speed *(km/h)' (range selector with '-' and '+' buttons and a warning icon).

Special Event Applications



A Special Event Application form must be completed, where SLS Members are involved in any activity and identified as Surf Lifesavers, outside such NORMAL Club / SLS carnival activity.

These events outside normal Club / SLS activity might be:

- Endurance events, triathlons, marathons, displays, picnics (fun days), Nipper Camps and all other events that include a water safety component

1. Event Details

Name of Event:			
Date:		Start Time:	
If over multiple days attach details for each day		Finish Time:	
Provide a detailed description of the event:			
Location: (include details if multi-location event)			
Are public roads to be used:	<input type="checkbox"/> YES	<input type="checkbox"/> NO	<input type="checkbox"/> UNKNOWN
Has the event been held before?	<input type="checkbox"/> YES	<input type="checkbox"/> NO	<input type="checkbox"/> UNKNOWN
Number of Persons Attending		Number of people participating or being serviced	
Order and Distance of Legs (if applicable)			
			KM
			KM
			KM
			KM
			KM
			KM
TOTAL EVENT DISTANCE			KM
Which legs are SLSC involved in (if applicable)			

2. Details of Event Manager/Organisation

Is this a SLS OPERATED SPECIAL EVENT: YES NO

If a SLS Operated Event, are any SLS Members receiving any remuneration or reward for their involvement: YES NO

Is there a jumping castle planned as part of the event (this information is required for insurance purposes): YES NO

If the special event is being organized by a third party, (for example a triathlon being run by ABC Pty Ltd) enter their details below.

Event Manager or Organisation	
Address:	
Name of Contact:	
Address:	
Office Number:	
Mobile Number:	
Email Address:	

3. SLS Level of Involvement

Provide a detailed description of the level of SLSC involvement in the event: (For example, if SLSC members are providing first aid, or water safety or advisory services)

Nipper App / SurfGuard Nippers Module

The Nipper 'App' is a platform introduced by SLSA, accessible via Members Area. SurfGuard also has a new nipper's module for Junior Activity Chair management.

Junior Activity Chairs can:

- Access a newly assigned permission area in SurfGuard - Nippers module
- Manage and assign Age Manager access to the Nipper App
- *Age Managers can access one or multiple age groups and access levels (below*

Age Managers can:

- Manage Nipper Age Groups – check in, check out, add notes, view nipper details
- View sessions attended and approve Nipper Age Group Awards and
- Approve preliminary and/or competition skills evaluations

Nippers can view sessions attended and awards gained via Members Area.

SLSA Nipper App Webinar

- Thu 4 Sep, 5.30-6.30pm
- Provides an overview of the Nipper module functions in SurfGuard & SLS Hub
- [Registration link here](#)

Come & Try

Clubs are able to offer come and try activities this season.

A Supporting Guide for Clubs and a Come and Try Flyer (with a sign-up form and mandatory SLSA waiver) have been created and will be released by SLSA soon.

The supporting guide includes frequently asked questions including activity scope, preliminary skills clarification, insurance information and risk coverage.

A flyer for 'Come and Try Nipper's' with a yellow and red color scheme. It includes the SLSA logo, a date placeholder, a list of activities (Beach Activity/Flags, Fun & Games, Swimming, Wading & Paddling, Lifesaving Demonstrations, and a map), and registration details. The flyer also features several questions in red text, such as 'Insurance coverage?', 'Who is the target audience(s)?', and 'What time of the year should Clubs consider holding a Come and Try Nipper's activity?'.

COME AND TRY NIPPER'S

ADD CLUB LOGO

INSURANCE COVERAGE?
a. accident injury insurance. Clubs have to consider the National Compensation Scheme, and be liable to negligence claims in line with that policy.
b. wetsuits in cold water (less than 18°C)

Who is the target audience(s)?
All sporting and recreational organisations in the local area, for example primary schools, aquatic centres, religious and secular groups, along with migrant centres.

Risk Assessment?
Consider approaching the local council in case they have participants of youth programs who might be interested in attending. These local government offices have Community Development Officers or similar, who can share the event with local NGOs that work with the local youth.

What time of the year should Clubs consider holding a Come and Try Nipper's activity?
When planning the activity, it's important to pick the most appropriate time of the year given the Club's location and demographics. Clubs should consider the season, water temperature, beach access in less congested periods, and avoid clashing with other local events (refer to local council website calendars). It's suggested that the most effective time to hold the event is in the lead up to the nipper season (i.e. one month out/or during school holidays just prior to nipper season commencing).

How will my personal information be collected and stored?
To register for this event personal information is required from the participant to identify them and the parent/guardian. SLSA's Privacy Policy 6.02 sets out the manner in which the personal information is collected, disclosed and stored. Clubs are encouraged to safeguard this information by entering participants registrations into SurfGuard with the options of either archiving them after the event or convert to membership.

REGISTRATION AT 7.30AM FOR AN 8AM START. FINISH AT 10.45AM BUT STAY FOR THE BBQ ON THE BEACH AFTERWARDS! (OPTIONAL).

TO REGISTER COMPLETE THE WAIVER ON THE BACK AND SEND TO <EDIT EMAIL ADDRESS>

Junior Activity Search and Rescue



How would your club manage a missing nipper?

Do you know how to manage this search and rescue?

Have you practiced this scenario?

In all incidents where a search is required, the highest priority must be to focus on a safe and rapid response to commence the search.

Be prepared and have a current and practiced Junior Activity Search and Rescue plan and a search and rescue kit ready on the beach.

Further information can be found in SOPs, or via speaking with the DOL of each club.

Branch Specific Information

- Branch portfolio Directors for:
 - Youth & Junior Development – David Love
 - Surf Sports – Michele Cole
 - Member Services – Doug Hawkins
- Branch office contact for the above portfolios:
 - Catherine Woodside – e. cwoodside@sls.sydney - tel. 02 9019 0722

Questions & Thank you

The Youth & Junior Development Committee appreciate your time and participation today. We are here to help and support your Club, therefore please do not hesitate to contact us with questions and suggestions.

David Love – director_juniordevelopment@sls.sydney

Sandra Marshall – jdcdeputy@sls.sydney

